

C.O.-B



XIX CORPS
S-2 NOTEBOOK

SECOND EDITION

PREPARED FOR S-2's OF XIX CORPS UNITS
BY G-2 SECTION XIX CORPS

HEADQUARTERS XIX CORPS
US ARMY

23 JAN 45

S-2 OUTDOCK

This booklet was prepared to assist unit S-2's in their work fighting the German Army opposite us today on this front. It contains only those basic reference data that an S-2 should find usable in combat. Much of the data are static; the G.P. however, changes often. This section is so designed that an S-2 can add changes to each unit's page as they occur. Additional sheets may be issued later, if deemed advisable.

Sufficient copies are being distributed so as to get at least one in each company; each division is being given 25 additional for replacement.

This is prepared in such form that cutting along the dotted lines will give sheets that will fit into a standard loose-leaf pocket size binder.

Comments and suggestions by S-2's using the booklet are invited to be submitted direct to S-2 XIX Corps.

APPROVED:

Washington Platt
WASHINGTON PLATT
Colonel, G-2
G-2

R. E. Macuire

R. E. MACUIRE
Brig Gen, G-2
G-2

Distribution:
Double "C"
100% G-2 XIX Corps


COMPILED AND REPRODUCED BY
62nd ENGR TOP CO
U. S. ARMY 1945

WEAPONS



9 MM PISTOL 08 (LUGER)

Cal. 9mm (.35) Wt. 1 lb 14 oz. - capacity 8 rds- Safety-Shift catch back, exposing Gaschert- To fire- Insert magazine in butt, pull back breech block (by drawing back milled knobs of toggle joint), let go smartly



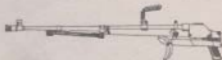
7.92 MAUSER RIFLE

Cal. 7.92mm (.311 in), fixed vertical magazine, containing 5 rounds, sight graduated 100-2000 metres, Wt. 9 lbs, Safety- at rear of bolt, raise vertical or wave to right. Prep for firing. Pull bolt back, place charger in guide and force cartridge into magazine. Force bolt forward, and down




MACHINE PISTOL (MP 38)

Cal. 9mm (.35 in) Wt. empty 9 lbs, magazine holds 32 rds, wt 23 oz., max. rate of fire- 520-540 RPM. Sighted for 100m (fixed back-sight) and 200m (folding leaf) Prep. for firing-Extend folding butt. Pull back cocking handle on left into safety recess. Insert magazine. Dis-engage cocking handle from safety recess. No provision for single shots.



ANTI TANK RIFLE (PZ B38 & 39)

Cal. 7.92mm (.31 in) Wt. 27 lbs. Sight fixed for 300m Safety-S Fire-F. Operation-Single shot. - open breech by hand- Operation of pistol grip, forward & downward. Insert round, close, fire.



MACHINE GUN 34-LT AND HEAVY

Dual purpose, LMG on bipod or light tripod, HMG on heavy tripod. Cal. 7.92 (.31 in) Max rate of fire-800-900 RPM. Wt. with bipod 26 1/2 lbs- Feed flexible belt 50 rds. Open sights graduated to 2000m. HMG dial sight up to 3500m. Safety S Safe F Firing position. Prep for firing-insert belt in feed block, (open cover if necessary.) Pull back cocking handle and push forward. Pull top part of trigger to single shot, bottom for continuous fire. To remove belt- Cock. Set to safe. Raise cover. Lift belt out. Set to fire. Holding cocking handle pull trigger and let go forward slowly. Close cover.



**8 CM HEAVY MORTAR
S GR.**

W 34- Cal 81.5mm (3.2")
Max Range 2075 yards
Wt. 125 lbs
No. of charges 4
bomb wt. 7 3/4 lbs
Operation- Muzzle loaded,
Impact fired.



5 CM LIGHT MORTAR GR.

W. 36- Cal 55mm (2.2in)
Max range 515 yards
Wt of bomb 2 lbs
Wt of mortar 31 lbs
Sight detachable, optional, Operation-
Muzzle loaded, trigger
fired.

WEAPONS



75 MM INFANTRY HOWITZER (L.I.G. 18)

Truck or horse drawn- Separate ammunition
3 charges. Practical rate of fire 5-10 RPM
Wt. in action. 880 lbs.- Max range 3880 yds
Weight of shells- approx 12 lbs. To fire-
Set safety on "Feuer"- Open breech & insert
charge.- Pull firing lever to rear.



LIQUID SMOKE GRENADE

(made of glass) To be used against armored
vehicles or to drive unarmored individuals from
other enclosed places. Contains FM (Titanium
Tetrachloride), which is yellowish in color, and
an inner tube contains water solution of calcium
chloride. Makes dense white smoke, part of
which is high concentration of hydrochloric acid vapor,
for approx. 15-20 sec. Has powerful irritant
effect. Usable at temp. down to 46°F.



GRENADE & SIGNAL PISTOL
(KAMPFPISTOLE)

Grenade & Signal Pistol (Kampfpistole)
Cal. 27mm (1 in), wt. 1 lb 9 oz. Max range
approx 100 yds.- To load-Break by pressing
down lever forming part of trigger guard.
Close smartly.

TANKS AND S.P. GUNS



MARK IV

(34. Kfs 161)
 Wt. 23 tons, Length 19'
 Width 9', Height 8',
 Track width 15", speed
 22 MPH, Crew 5, Arm-
 amment-75mm Kw K40, (LA3
 or LA8), m/v 2326-F.S. Wt. A.P. projectile
 15 lbs, penetration homo armor 1000 yards
 30°-83mm (3.3 inches) 7.92 coaxial MG 34 in
 turret, 7.92 MG 34 in hull.



MARK V (PANTHER)



(34. Kfs
 171) Wt. 45 tons, Length
 22', Width 11', Height 9'
 Track width 16", speed
 35 MPH, Crew 5, Armament
 75mm Kw. K 42, m/v 3068
 F.S. Penetration homo
 armor 1000 yards 30°-
 110mm (4.3 inches) 7.92 coaxial MG 34 in
 turret. Wt. A.P. projectile 15 lbs.

SELF PROPELLED GUNS

A number of German guns have been mounted on a variety of chassis to create many types of S.P. guns, two of which of the more common type being shown below. Reasonable care in observation will readily distinguish the S.P. gun which attacks by fire, and the tank which combines shock and fire power. They must never be confused.

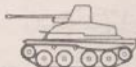


MARK VI (TIGER)



(34. Kfs
 181) Wt. 56 tons, Length
 20', Width 12', Height 9'
 Track width 28", speed
 20 MPH, Crew 5, Armament

88mm Kw. K 36, m/v 2600 F.S. Wt. A.P. projectile
 21 lbs, penetration homo armor 1000
 yards 30°-102mm (4 inches) 7.92 coaxial
 MG 34 in turret, 7.92 MG 34 in hull.



76.2 MM (3") AT GUN on Pa Kw. 38 (T)
 chassis. Wt. 10 tons, Length 15' Width 7'
 Wt. 7', AT Gun Pak 36, m/v 2430 F.S. -shell
 wt. 16.72 lbs.



75 MM (2.96") ASSAULT GUN 40 (Stu K 40)
 mounted in hull of turretless Pa Kw III
 tank. Wt. 20 tons, Length 17' Width 9'
 Wt. 6'. Long barreled 75mm KwK tank gun.

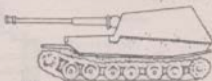
SELF PROPELLED GUNS



7.5 cm PAK 40 on PzKw 38(t). 8.8 cm PAK 30 on PzKw III/IV HORNET



7.5 cm PAK 40 on PzKw II



8.8 cm Stuk 43-FERDINAND



7.5 cm. PAK 40 on LORRAINE CHASSIS



WASP




7.5 cm. ASSAULT GUN (7.5 StuG)

10.5 cm L.F.H. 18/M on PzKw II



10.5 cm. ASSAULT HOW. (Stu H 42)



7.5 cm. ASSAULT GUN (Stuk 40)



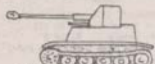
15 cm. HOW. on PzKw IV GRIZZLY BEAR



7.62 cm PAK 30(r) on PzKw 38(t)



15 cm. s. I. G 33 on PzKw 38(t)

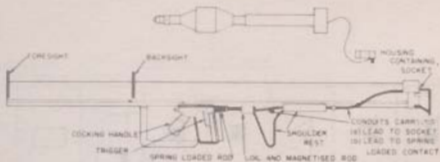


7.62 cm PAK 30(r) on PzKw II (Modified)



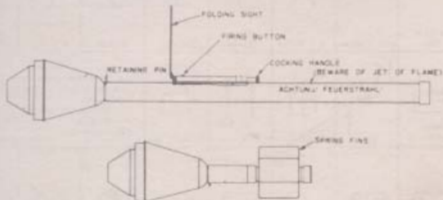
15 cm. s. F. H. 18 on PzKw III/IV BEE

TANKS AND AT WEAPONS



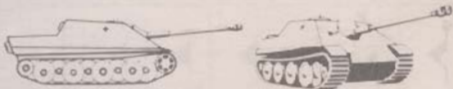
8-8cm (3-5in) AT ROCKET LAUNCHER
(Panzerfaustbucher #3)

Range to 165 yds. Hollow charge grenade will penetrate 110 mm (4.33 in) of armor. Operation by 2 men, with protective clothing. 16 foot flame from rear when fired. Insert projectile in rear. Plug wandering lead into socket on back of tube. Pull socket lever to rear. Pull trigger. Wt. of launcher 20 lbs. Wt. of projectile 7 lbs.




RECOLESS AT GRENADE DISCHARGER
(Feuerstrahl)

Hold under the right arm with the tail end protruding free of body. To fire, the safety pin is withdrawn and sight leaf raised. A line through the peep sight over the top of the bomb head gives it a normal range of 100 yds. The lock is then pushed forward until the release button protrudes; the lock returns to the rear. Move lock to left, sight eye-red line is sight opening-upper edge of missile-target; press release button down with right hand.







































































PANZERJÄGER PANTHER



TIGER II (ROYAL)

German Conventional Signs

Units						
						
Corps	Division	Brigade	Regiment	Battalion	Company	Platoon
Weapons						
						
Machine Gun	M.G. Company	A T Rifle	Flame Thrower	Inf Gun	Mortar	A T Gun
					<p align="center">Note: Calibers are shown by figure or letter on left of basic sign L - Light S - Medium or Heavy M - Medium SH - Super Heavy</p>	
Smoke Equipment	Gun	Howitzer	A & Gun	Assault Gun		
Vehicles						
						
Motor Truck	Tank	Arm'd Car	Arm'd Troop Carrier	Anti-Tank Gun S.F.	Cyclist	Motorcycle
Areas of Service						
						
Infantry	Mountain	Artillery	Anti-Tank	Anti-Aircraft	Tank	Fz Gren
						
Paratroop	Snow Troop	Engineer	Signal	Supply	Transport	Medical

		Gun Positions					
		or		Example			
							
In Position (Over Sign)	Fixed Position (Under Sign)	Fixed Position under Armor or Concrete		AT Gun in Position			
		Method of Transport					
							
Motorized	Part Wg'd	Tractor Drawn	Self-Propelled	Semi-tracked			
		Defenses					
							
Yellow-Gas	Blue-impregnated Concertina	Red-Fire Block	Apron Wire	Trip Wire	Teller Wire & Lane	Mixed Teller & AP Field	A T Ditch
							
A T Trap	Block	Pickets	Hedgehogs				
		Boundaries					
							
Division	Regiment	Battalion	Company	Objective	Limit of Rec		

ARMY INSIGNIA OF RANK

SHOULDER STRAPS

Shoulder straps indicate both rank and arm. The arm is indicated by colored piping around the edge of the strap.

GENERAL OFFICERS

GOLD BRAC-RED BACKING-SILVER PPS



FIELD MARSHAL
Generalfeldmarschall



GENERAL
Generalleutnant



LIEUTENANT GENERAL
General der (Arme)



MAJOR GENERAL
Generalmajor



BRIGADIER GENERAL
Generalmajor

BRANCH COLORS

INF - WHITE

ARTY - BRIGHT RED

MTZ PZ RCN - PINK

ENGR - BLACK

CHEM WFR - WINE

ARMY INF - GREEN GRASS

CAV - GOLDEN YELLOW

SIGNAL - LEMON YELLOW

M P - ORANGE RED

TANK TPS - PINK

GEN STAFF - CRIMSON

CIV. OFF - DARK GREEN

FIELD OFFICERS

SILVER BRAC-GOLD PPS



COLONEL
Oberst




LIEUTENANT COLONEL
Oberstleutnant




MAJOR
Major

COMPANY OFFICERS


SILVER BRAC-GOLD PPS



CAPTAIN
Hauptmann



1ST LIEUTENANT
Oberwachtmeister



2D LIEUTENANT
Leutnant


COLLAR PATCHES



GOLD
GENERAL STAFF OFFICERS
























WHITE
OFFICERS GENERAL STAFF



GOLD OF BRANCH
OTHER OFFICERS

ARMY INSIGNIA OF RANK

NONCOMMISSIONED OFFICERS	ENLISTED MEN <small>(Chevrons grades wear private's shoulder straps.)</small> PIPS ARE SILVER	OFFICER AND NCO CANDIDATES
 SERGEANT MAJOR <small>Stabsfeldwebel</small>	 CORPORAL ADMINISTRATIVE <small>Stabsgefreiter</small>	 SENIOR OFFICER CANDIDATE <small>Oberfährtuch</small>
 1ST SERGEANT <small>Hauptfeldwebel</small>	 CORPORAL <small>More than 6 years' service</small> <small>Übergefreiter</small>	 OFFICER CANDIDATE <small>Fähnrich</small>
 MASTER SERGEANT <small>Überfeldwebel</small>	 CORPORAL <small>Less than 6 years' service</small> <small>Übergefreiter</small>	 NCO CANDIDATE <small>Unteroffizier-kandidat</small>
 TECHNICAL SERGEANT <small>Feldwebel</small> <small>Old-type insignia</small>	 ACTING CORPORAL <small>Gefreiter</small> <small>Old-type chevron</small>	 VOLUNTEER CANDIDATE <small>Kapitelkandidat</small>
 STAFF SERGEANT <small>Unterfeldwebel</small>	 PRIVATE, 1ST CLASS <small>Übergewandter</small>	 ERGÄNZUNG CANDIDATE <small>Unterfährtuch-kandidat</small>
 SERGEANT <small>Unteroffizier</small>	 PRIVATE <small>Rekrut</small>	 NCO PREPARATORY SCHOOL <small>Unteroffizier-vorbereitung</small>
COLLAR PATCHES (COLOR OF BRANCH)		
 ENLISTED TYPE 1 <small>(May also be worn by officers)</small>	 ENLISTED TYPE 2	 ENLISTED TYPE 3

MANUAL TO AIRBORNE TROOP

HANDLING OF PRISONERS OF WAR

1. Disarm the prisoner.
2. Search him for concealed weapons.
3. Make him empty his pockets. (See below for German commands.)
 - a. PW is allowed to keep personal belongings, such as his money, medals, watch, etc., and his paybook.
 - b. Except the paybook, all documents, photographs, etc., will be put into cloth bag which will accompany the prisoner to the rear.
 - c. Do not permit the PW to keep any sharp instruments (pocket-knife, straight razor, mess knife and fork, etc). He is allowed to keep one razor blade for his safety razor.
 - d. The paybook, after examination, will be returned to the prisoner. It should at all times accompany him on his person.
4. See that the prisoner, together with the bag containing his documents, is brought under guard to the Regimental PW Collecting Point, where he will be interrogated by IPW personnel.

Simple German Commands to be used in Handling a Prisoner

1. "HÄNDE HOCH" (Hands up)
2. "STILL STEHEN" (Stand still)
3. "WAFFEN HINLEGEN" (Lay down your weapons)
4. "TASCHEN AUSLEEREN" (Empty your pockets)
5. "SOLDBUCH VORZEIGEN" (show me your paybook)
6. "WO IST IHR SOLDBUCH?" (Where is your paybook?)
7. "WAS IST IHRE EINHEIT?" (What is your unit?)
8. "SCHREIBEN SIE ES AUF" (Write it down)
9. "WIEVIEL MANN SIND NOCH ÜBRIG IN IHRER EINHEIT?" (How many men are left in your unit?)
10. "WO SIND SIE JETZT?" (Where are they now?)

How to identify prisoner's unit

After the prisoner has been disarmed and searched for hidden weapons, your next concern with him is to identify his unit. Almost without exception, the unit of a German soldier is shown in his "Soldbuch." Simply say to the prisoner: "SOLDBUCH VORZEIGEN" and he will hand it to you. Turn to Page 4. Look at Paragraph "C". Here are listed the field units with which the prisoner has served, and the last one -- the one without a line drawn through it -- is his present unit. (If Paragraph "C", Page 4, is completely filled up, turn to Page 17, where you will find a continuation of Paragraph "C".)

If the prisoner has lost his paybook, or if it has been taken from him, use Questions 7 & 8 ("What is your unit?" and "Write it down"). He will write it in the form in which it would be in his paybook.

Example No. 1:

	Information	Remarks	No. for Answer
a	Inf. Btl. 412	14. Apr.	642
b	Inf. Btl. 310	1. Apr.	310
c	1./Pi-Btl. 343		251

This man was in "1./Pi-Btl. 343" (1st Co, 343rd Engr Bn).

Example No. 2:

	Information	Remarks	No. for Answer
a	Inf. Btl. 226		
b	Inf. Btl. 1100/999		
c	Inf. Btl. 228		
	3./Btl. 226		5

	Information	Remarks	No. for Answer
a	Inf. Regt. 887	8.	286/87
b			
c			

This man was in "Gren. Regt. 887, Kompanie 8." (8th Co, 887th Inf Regt). Note that Paragraph "C" on Page 4 was filled and this information comes from Page 17.

Remarks:

1. Note that the German "1" and "7" are very much alike, except that the "7" is crossed.
2. Common German abbreviations for units, and their translation:

I.R.	
J.R.	Inf Regt
G.R.	
Gren. Rgt.	
Inf.	
GR.	Inf
Gren.	
Art.	Arty
A.R.	Arty Regt
Pz.	Tank
Pz. Gren.	Armd or Mts Inf
Mot.	Mts
Pi.	EngR
Nachr.	Sig
N.A.	Sig Bn
Aufkl.	Recn
A.A.	Recn Bn
Pak	AT
P.J.	Front
Btl.	Bn
Abt.	
Kp.	Co
Stab.	HQ
Stb.	

3. Generally speaking, the number of a Co is written in Arabic numerals; the number of a Bn within a Regt is written in Roman numerals; and the number of a Regt, Div or separate Bn in Arabic numerals. Thus, "II./P.J. 9." means "2nd Bn, 9th Front Regt".

CHECK LIST OF SOURCES OF MILITARY INFORMATION

Are you making full use of those available?

Experience shows that useful information of the enemy will reach front line companies only if the Pl S-2 is well informed and aggressive.

Reconnaissance units and patrols

SOURCES

OP's, air and ground, preferably supplied with maps and photos.

Artillery Forward Observers

Field Manuals

Reports and Intelligence memoranda. Much valuable material is available on request from higher headquarters. Ask for examples.

Personal reconnaissance

The following are often unused, or not fully utilized

Engineers- Nearby units have much valuable and timely terrain information.

Arty Hq. Have much intelligence thru arty channels, including location of enemy btvs.

Air Support Party can often obtain intelligence thru Air Force channels

P.W. The nearest I/W Team can render expert assistance.

Civilians. Contact nearest MI Team for assistance if needed.

Enemy documents.

Air Photos- Can be interpreted by any one. Use in conjunction with topographic maps. On request can often be marked with coordinates of one prominent point for each orientation. Adjacent and attached units- Consult them to find out what sources are at their disposal. In G's should habitually transmit information in both directions.

Higher Units- Ask them at all levels for information that you need. They will be glad to help you. They can be helpful in many ways.

EMBLEMS OF SS AND WEHRMACHT FORMATIONS IN THE WEST



1st SS Pz Div.
ADOLF HITLER



1st SS Pz Corps



12th SS Pz Div.
HITLER JUGEND



2nd SS Pz Corps



9th SS Pz Div.
HÖHENSTAUFEN



New Emblem
9th SS Pz Div.



10th SS Pz Div.
FRUNDSBERG



17th SS PG Div.
GÖTZ VON BERLICHINGEN



17th SS PG Div.
(Variation)



2nd SS Pz Div.



2nd SS Pz Div.
Old Emblem



62 VG Div.



211 Pz Div



9 Pz Div



11 Pz Div



21 Pz Div



86 Pz Div



130 Pz Lehr Div



130 Pz Lehr Regt



3 PG Div



15 PG Div



611 Mtn Div Nord

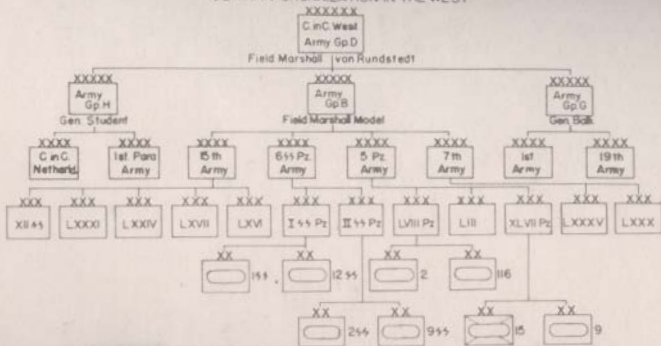


3 Para Div



326 VG Div

GERMAN ORGANIZATION IN THE WEST



While assignments of Corps to armies, and armies to army groups are made on a fairly permanent basis, assignment of Divisions to Corps change frequently and are often obscure. An attempt is therefore made here to list all Divisions. Panzer Corps, however, have certain favorites, and Divisions as shown above will usually be found under their respective Corps commands.

ORDER OF BATTLE NOTES

General - After the Battle of France and the ensuing confusion of command and organization, the German Army reorganized once more and emerged along the West Wall with a stabilized and organized force. Divisions through reduced man and material appeared again as normal units. One was the conglomerate mass of battlegroups which characterized the German retreat through France.

Following the attempt on Hitler's life in July 44, Himmler, head of the SS, and his chiefs assumed a role of ever increasing importance. Himmler took command of the Home Army which included the entire Replacement and Training system. In that capacity, Himmler became the creator of the new Volksgrenadier Divisions which began to make their appearance on the Western front during the fall of last year. Actually they are nothing more or less than an Infantry Division that is given the name Volksgrenadier as an honorary title. Only a limited number of divisions were supposed to carry this title, but all created or reformed since July have actually received it; and in addition, the title was also bestowed upon certain existing Infantry divisions as a mark of special recognition.

The question arises, "How are new divisions formed?" Cadre is usually furnished by the remnants of a destroyed division whose number the new formation will often carry. It is German practice not to let a division number "die out". The largest proportion is probably made up of wounded veterans released from the hospitals, although a large share of infantry manpower is furnished by ex-Navy and German Air Force personnel that is no longer needed in its respective branch. So it is that even today Germany is able by fusing all sorts of odd lots to produce every month a number of new Volksgrenadier Divisions.

For a last ditch defense of the Fatherland, Himmler organized the so-called Volksturm. It is supposed to be a People's Army in which every man and woman capable of firing a gun becomes a potential soldier. Needless to say, this method has not proven very effective. No Volksturm has been met on the III Corps front.

In spite of the heavy losses suffered in France and the destruction inflicted upon industrial centers by our air, the German supply situation in the West has actually been improved. This is due chiefly to shortened supply lines coupled with an excellent and extensive rail-net that can serve troops practically up to the front lines. Artillery ammunition is more plentiful than it was in France. Shortages of material in general, and shortage of gasoline in particular, were also eased by a static front for three months which in fact permitted the enemy to build up sufficient reserves to launch his offensive of 16 Dec 44.

Waffen or Military SS. Originally formed in the 1930's to furnish protective squads for political meetings and bodyguards for the leaders of the Party, the SS has actually become a private army. The SS swears allegiance to Hitler, the supreme commander of all SS formations, and to Himmler, the executive chief of the SS. The words "Germany" or "Fatherland" do not exist in the oath. The SS is the Party Army, which is not subordinate even to the Wehrmacht or Armed Forces of the State.

Over 20 SS Divisions have been identified on all fronts. Of these, seven are now fighting on the Western front. They are the 1st SS Pz Div Leibstandarte Adolf Hitler, the 2nd SS Pz Div Das Reich, the 6th SS Mountain Div Nord, the 9th SS Pz

Div Hubenstauffen, the 10th SS Pz Div Frunberg, the 12th SS Pz Div Hitler Jugend, and the 17th SS Pz Gren Div Goets von Berlichingen. Most of the above divisions underwent extensive reorganization after they returned from France, and were first committed again in the German offensive of mid-December 44.

The uniform of the Waffen SS is field gray as in the Army, but the national emblem is worn on the upper left sleeve instead of on the right breast. The cap insignia is a skull and cross-bones. The Germans always print and write the abbreviation SS, which stands for Schutz Staffal or Defense Squad, as a Panzer symbol. This symbol is worn on the right hand side of the steel helmet. The collar patches of the Waffen SS are black, and special SS rank designations are worn on the left collar patch. But the shoulder insignia of the SS are the same as the Army, and thus the rank of a SS man can be easily ascertained. A white SS is worn on the right collar patch. In addition the name of the regiment or division is worn as a sleeve band on the lower left sleeve of the tunic.

GMQ TANK BATTALIONS

In addition to organic tank battalions and regiments, a number of GMQ Tank Battalions have operated in the West. Usually they are organized on a three company basis with a total of 45 to 50 tanks. Actual strength is usually reduced to about 35. While they may also possess either Mark IV or Mark V tanks, it was only in such GMQ Tank units that the new King Tiger has so far been found.

Closely related to and frequently confused with tanks are GMQ Assault Gun Brigades. An assault gun brigade consists of three batteries totalling about twenty 75mm and 120 mm assault guns.

PANZER GRENADIER DIVISIONS

Panzer Grenadier Divisions are generally used in the same manner as Panzer Divisions, i.e. they are held as mobile reserves close behind the front and committed only in counterattack or other offensive combat. Rarely will a Panzer Grenadier Division be found in a defensive position over an extended period.

In organization, the Panzer Grenadier Division likewise follows the Panzer Division except for the following differences. The Tank Regiment is replaced by a Tank Battalion composed of half 75mm assault guns and half Mark IV or Mark V tanks. The two Infantry regiments are partly motorized and have three battalions each. If a comparison is wanted, the German Panzer Grenadier Division resembles a U.S. Infantry Division, with attachments, more closely than any other type German division.

In the West as of 1 January 45, three Army and one SS Panzer Grenadier Division are identified.

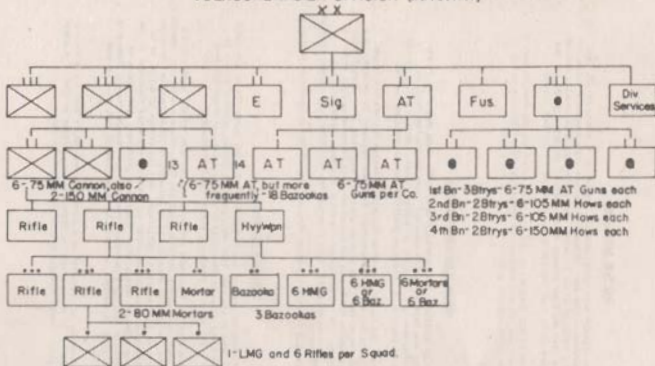
PARACHUTE DIVISIONS

Parachute Divisions as part of the German Air Force but operating in the field under Army command have in the West been employed in a purely infantry role. At the present time, a total of eight Parachute Divisions exist, of which two have been identified in Italy and the remaining six on the Western front.

Indications are that the Parachute arm will expand, even though in everything except name, most paratroopers are indistinguishable from ordinary Infantry. Generally however, a Parachute Division is superior to an Infantry or Volksgrenadier Division in type of personnel as well as combat efficiency, and the avowed intention is to keep on forming parachute divisions in order to preserve the elite character of the paratroopers and the enhanced morale which their name produces. Also there is probably the question of Goering's personal prestige, now overshadowed by Himmler's, although vastly inferior in numbers, a force has been created that will to some extent offset the SS.

A Parachute Division is organized on a three regiment basis with three battalions to each regiment. In other respects, organization conforms to that of a regular Infantry division. Total strength between 10 and 11,000 men.

VOLKSGRENADIER DIVISION (INFANTRY)

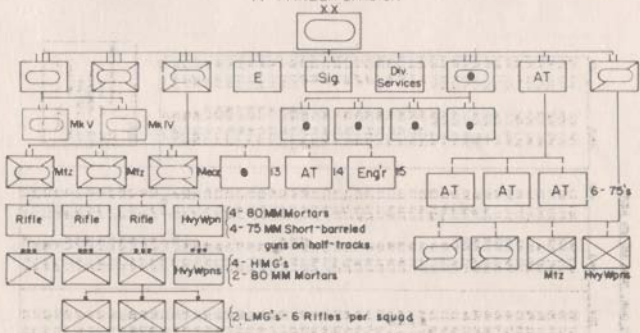


The Volksgrenadier Division is a new type German Infantry Division first put into the field in the Fall of 44. T/E strength is about 9,000 men, with 1,600 men per Bn, 90-100 men per Rifle Co and 160 men per Hvy Wpn Co. Actual strength is ordinarily lower. Very often one platoon of each Rifle Co is kept in reserve.

Weapons: A MMG is virtually the same as a LMG except that it has a telescopic sight and is mounted on a tripod instead of a bipod to attain greater accuracy and distance.

Inf Divs in Res: On the Western Front as of 1 Jan 45, 64th Inf and Volks Grenadier Divs are identified.

44 PANZER DIVISION



This organization is only one out of several, and many deviations will be encountered in the field. TO strength is 12,000 men; actual strength considerably lower. Army Panzer Divisions are in general organized along similar lines, with some differences as noted below. In this respect as of 1 January, six Army Panzer and five SS Panzer Divisions are identified.

Tank Regts. TO strength 75 Mark V tanks in 1st Bn and 75 Mark IV tanks in 2nd Bn. By the time a tank formation reaches the battlefield, effective strength is reduced to about 40 tanks even if it receives replacements regularly. An Army Panzer Division frequently has a 2nd Bn consisting of 2 Mark IV companies of 14 tanks each and two assault (an companies of 16-75mm assault guns each.

Pa Gren Regts. The Pa Gren Regts in an Army Pz Div have only two Bns of infantry each. The first regt usually has one mechanized and one motorized battalion, while the second regt has both battalions motorized. Very often the platoon of each Rifle Co is kept in reserve.

Art Regts. TO organization is 1st Bn 48 105 hows, 2nd Bn 48 105 hows, 3rd Bn 48 105 hows, 4th Bn 48 105 hows, 5th Bn 48 105 hows, 6th Bn 48 105 hows, 7th Bn 48 105 hows, 8th Bn 48 105 hows, 9th Bn 48 105 hows, 10th Bn 48 105 hows, 11th Bn 48 105 hows, 12th Bn 48 105 hows, 13th Bn 48 105 hows, 14th Bn 48 105 hows, 15th Bn 48 105 hows, 16th Bn 48 105 hows, 17th Bn 48 105 hows, 18th Bn 48 105 hows, 19th Bn 48 105 hows, 20th Bn 48 105 hows, 21st Bn 48 105 hows, 22nd Bn 48 105 hows, 23rd Bn 48 105 hows, 24th Bn 48 105 hows, 25th Bn 48 105 hows, 26th Bn 48 105 hows, 27th Bn 48 105 hows, 28th Bn 48 105 hows, 29th Bn 48 105 hows, 30th Bn 48 105 hows, 31st Bn 48 105 hows, 32nd Bn 48 105 hows, 33rd Bn 48 105 hows, 34th Bn 48 105 hows, 35th Bn 48 105 hows, 36th Bn 48 105 hows, 37th Bn 48 105 hows, 38th Bn 48 105 hows, 39th Bn 48 105 hows, 40th Bn 48 105 hows, 41st Bn 48 105 hows, 42nd Bn 48 105 hows, 43rd Bn 48 105 hows, 44th Bn 48 105 hows, 45th Bn 48 105 hows, 46th Bn 48 105 hows, 47th Bn 48 105 hows, 48th Bn 48 105 hows, 49th Bn 48 105 hows, 50th Bn 48 105 hows, 51st Bn 48 105 hows, 52nd Bn 48 105 hows, 53rd Bn 48 105 hows, 54th Bn 48 105 hows, 55th Bn 48 105 hows, 56th Bn 48 105 hows, 57th Bn 48 105 hows, 58th Bn 48 105 hows, 59th Bn 48 105 hows, 60th Bn 48 105 hows, 61st Bn 48 105 hows, 62nd Bn 48 105 hows, 63rd Bn 48 105 hows, 64th Bn 48 105 hows, 65th Bn 48 105 hows, 66th Bn 48 105 hows, 67th Bn 48 105 hows, 68th Bn 48 105 hows, 69th Bn 48 105 hows, 70th Bn 48 105 hows, 71st Bn 48 105 hows, 72nd Bn 48 105 hows, 73rd Bn 48 105 hows, 74th Bn 48 105 hows, 75th Bn 48 105 hows, 76th Bn 48 105 hows, 77th Bn 48 105 hows, 78th Bn 48 105 hows, 79th Bn 48 105 hows, 80th Bn 48 105 hows, 81st Bn 48 105 hows, 82nd Bn 48 105 hows, 83rd Bn 48 105 hows, 84th Bn 48 105 hows, 85th Bn 48 105 hows, 86th Bn 48 105 hows, 87th Bn 48 105 hows, 88th Bn 48 105 hows, 89th Bn 48 105 hows, 90th Bn 48 105 hows, 91st Bn 48 105 hows, 92nd Bn 48 105 hows, 93rd Bn 48 105 hows, 94th Bn 48 105 hows, 95th Bn 48 105 hows, 96th Bn 48 105 hows, 97th Bn 48 105 hows, 98th Bn 48 105 hows, 99th Bn 48 105 hows, 100th Bn 48 105 hows.

TABLE OF GRADE, FE COND, PANA, AND MTL RESULTS

Recl	Div	Recl	Div	Recl	Div	Recl	Div
1 SS PGR	1 SS	103 VGR	47 VG	469 GR	269 ID	958 VGR	363 VG
2 SS PGR	1 SS	104 VGR	47 VG	476 VGR	256 VG	959 VGR	363 VG
2 PGR	2 Ps	104 PGR	15 PG	481 VGR	256 VG	980 VGR	272 VG
2 Fara	2 Fara	110 PGR	11 Ps	489 GR	269 ID	981 VGR	272 VG
3 SS PGR	2 SS	111 PGR	11 Ps	490 GR	269 ID	982 VGR	272 VG
5 Fara	3 Fara	115 PGR	15 PG	557 VGR	331 VG	983 FGR	275 VG
6 Fara	2 Fara	115 VGR	47 VG	558 VGR	331 VG	984 VGR	275 VG
7 Fara	2 Fara	116 VGR	9 VG	559 VGR	331 VG	985 VGR	275 VG
8 Fara	3 Fara	118 VGR	36 VG	689 VGR	266 VG	986 VGR	276 VG
8 PGR	5 PG	119 PGR	25 PG	694 VGR	340 VG	987 VGR	276 VG
9 Fara	1 Fara	125 PGR	24 Ps	695 VGR	340 VG	988 VGR	276 VG
9 SS PGR	5 SS	126 GR	48 ID	696 VGR	340 VG	989 VGR	277 VG
10 SS PGR	5 SS	127 GR	48 ID	712 GR	448 ID	990 VGR	277 VG
10 PGR	9 Ps	128 GR	48 ID	713 GR	448 ID	991 VGR	277 VG
11 PGR	9 Ps	136 Geb/Jg	2 Min	714 GR	448 ID	1034 GR	59 ID
11 SS Geb/Jg	6 SS Min	137 Geb/Jg	2 Min	723 GR	719 ID	1035 GR	59 ID
12 SS Geb/Jg	6 SS Min	141 Geb/Jg	6 Min	728 GR	716 ID	1036 GR	59 ID
13 Fara	5 Fara	143 Geb/Jg	6 Min	728 GR	708 ID	1037 GR	64 ID
14 Fara	5 Fara	148 GR	49 ID	731 GR	711 ID	1038 GR	64 ID
15 Fara	5 Fara	149 GR	49 ID	732 GR	712 ID	1039 GR	64 ID
16 Fara	6 Fara	150 GR	49 ID	736 GR	716 ID	1054 GR	84 ID
17 Fara	6 Fara	156 PGR	126 Ps	743 GR	719 ID	1058 GR	84 ID
18 Fara	6 Fara	164 VGR	62 VG	744 GR	711 ID	1059 GR	85 ID
19 Fara	7 Fara	165 VGR	36 VG	745 GR	712 ID	1054 GR	85 ID
19 SS PGR	9 SS	183 VGR	62 VG	748 GR	708 ID	1055 GR	89 ID
20 Fara	7 Fara	190 VGR	62 VG	751 VGR	326 VG	1056 GR	89 ID
20 SS PGR	9 SS	192 PGR	21 Ps	752 VGR	326 VG	1119 VGR	553 VG
21 Fara	7 Fara	208 VGR	79 VG	753 VGR	326 VG	1120 VGR	553 VG
21 SS PGR	10 SS	212 VGR	79 VG	757 GR	338 ID	1121 VGR	553 VG
22 Fara	8 Fara	221 VGR	16 VG	758 GR	338 ID	1125 VGR	559 VG
22 SS PGR	10 SS	223 VGR	16 VG	759 GR	338 ID	1126 VGR	559 VG
23 Fara	8 Fara	225 VGR	16 VG	854 GR	344 ID	1127 VGR	559 VG
24 Fara	8 Fara	226 VGR	79 VG	855 GR	344 ID	1128 VGR	560 VG
25 SS PGR	12 SS	293 VGR	18 VG	857 GR	346 ID	1129 VGR	560 VG
26 SS PGR	12 SS	294 VGR	18 VG	858 GR	346 ID	1130 VGR	560 VG
27 VGR	12 VG	295 VGR	18 VG	860 GR	347 ID	1222 GR	180 ID
29 PGR	5 PG	304 PGR	2 Ps	861 GR	347 ID	1223 GR	180 ID
35 PGR	25 PG	305 GR	198 ID	902 PGR	130 Ps	1224 GR	190 ID
36 VGR	9 VG	308 GR	198 ID	902 PGR	Later	1225 GR	190 ID
37 SS PGR	17 SS	316 VGR	212 VG	914 VGR	352 VG		
38 SS PGR	17 SS	340 VGR	212 VG	915 VGR	352 VG		
39 VGR	26 VG	346 VGR	198 ID	916 VGR	352 VG		
44 VGR	12 VG	330 VGR	183 VG	932 VGR	246 VG		
57 VGR	9 VG	334 VGR	187 VG	933 VGR	246 VG		
59 VGR	19 VG	339 VGR	187 VG	934 VGR	246 VG		
60 PGR	116 Ps	343 VGR	183 VG	935 VGR	246 VG		
73 VGR	14 VG	351 VGR	187 VG	936 VGR	246 VG		
74 VGR	19 VG	352 VGR	246 VG	937 VGR	246 VG		
75 VGR	26 VG	387 VGR	197 VG	942 GR	353 ID		
76 VGR	26 VG	404 VGR	246 VG	943 GR	353 ID		
87 VGR	34 VG	423 VGR	212 VG	944 GR	353 ID		
88 VGR	12 VG	426 VGR	236 VG	957 VGR	363 VG		

MLT:

VG = Vollermeister
 PG = 1/2 Green
 GR = Greenster
 ID = Inf. div
 Geb/Jg = Gebirge-
 Jäger (4th Inf.)

Pa Regts and Bns

Artillery Regts

Aux Units (Ingr. AT, Signal Service)

<u>Regt</u>	<u>Comp</u>	<u>Div</u>	<u>Regt</u>	<u>Div</u>	<u>Unit</u>	<u>Div</u>
1 SS	Pa	1 SS	1 SS	1 SS	1 SS	1 SS
2 Pa		2 Pa	2 SS	2 SS	2 SS	2 SS
2 SS	Pa	2 SS	3	3 PG	3	3 PG
5 SS	Pa	5 SS	9 SS	9 SS	9 SS	9 SS
9 SS	Pa	9 SS	9	9 VG	9	9 VG
10 SS	Pa	10 SS	10 SS	10 SS	10 SS	10 SS
12 SS	Pa	12 SS	17 SS	12 SS	12 SS	12 SS
15 Pa		11 Pa	12	12 VG	12	12 VG
16 Pa		116 Pa	17 SS	17 SS	17 SS	17 SS
17 SS			25	25 PG	25	25 PG
A/2 Bn		17 SS	26	26 VG	33	15 PG
22 Pa		21 Pa	33	15 PG	38	2 Pa
24 Pa		116 Pa	74	2 Pa	50 AT	9 Pa
33 Pa		9 Pa	102	9 Pa	78 Sig	15 PG
107 Pa Bn		3 PG	119	11 Pa	86 Sqr	9 Pa
115 Pa Bn		15 PG	119	19 VG	130	130 Pa
130 Pa		130 Pa	130	130 Pa		Lehr
		Lehr	146	Lehr	147	47 VG
			146	116 Pa	149	49 ID
			147	47 VG	148	48 ID
			149	49 ID	159	59 ID
			159	59 ID	164	64 ID
			155	21 Pa	179	79 VG
			164	64 ID	184	84 ID
			162	62 VG	185	85 ID
			179	79 VG	189	89 ID
			184	84 ID	200	21 Pa
			185	85 ID	209	Sqr
			189	89 ID	219	183 VG
			219	183 VG	227	Sqr
			235	190 ID	228	116 Pa
			238	167 VG	235	190 ID
			245	245 VG	238	167 VG
			246	246 VG	245	245 VG
			256	256 VG	246	246 VG
			268	36 VG	272	272 VG
			272	272 VG	275	275 VG
			275	275 VG	276	276 VG
			276	276 VG	277	277 VG
			277	277 VG	326	326 VG
			326	326 VG	331	331 VG
			331	331 VG	338	338 ID
			338	338 ID	341	Sig
			344	344 VG	344	344 VG
			347	347 ID	347	347 ID
			352	352 VG	352	352 VG
			353	353 ID	353	353 ID
			363	363 ID	363	363 ID
			424	424 ID	675	Sqr
			1316	16 VG	708	708 ID
			1560	560 VG	711	711 ID
			1700	700 ID	712	712 ID
			1711	711 ID	716	716 ID
			1712	712 ID	719	719 VG
			1716	716 ID	1316	16 VG
			1719	719 ID	1560	560 VG
			1818	18 VG	1818	18 VG

<u>Reg Bns</u>	
<u>Reg</u>	<u>Div</u>
1 SS	1 SS
2	2 Pa
2 SS	2 SS
5 SS	5 SS
9	9 Pa
9 SS	9 SS
10 SS	10 SS
11	11 Pa
12 SS	12 SS
21	21 Pa
17 SS	17 SS
67	2 MG
107	3 PG
112	4 MG
115	15 PG
116	116 Pa
147	47 VG
149	49 ID
183	183 VG
246	246 VG
275	275 VG

Comparative Ranks of the American Army, German Army, and SS

<u>American Army</u>	<u>German Army</u>	<u>Military SS</u>
Private	Schuetze	Schuetze
Private 1st Class	Oberschuetze	Oberschuetze
Acting Corporal	Geleitler	Sturmmann
Corporal	Obergeleitler	Kottenschuetzer
Sergeant	Unteroffizier	Untersturmfuehrer
Staff Sergeant	Unterfeldwebel	Scharfuehrer
Technical Sergeant	Feldwebel	Oberscharfuehrer
Master Sergeant	Oberfeldwebel	Hauptstabsfuehrer
1st Sergeant	Hauptfeldwebel	Sturmstabsfuehrer
2nd Lt	Leutnant	Untersturmfuehrer
1st Lt	Oberleutnant	Obersturmfuehrer
Captain	Hauptmann	Hauptsturmfuehrer
Major	Major	Sturmabfuhrer
1st Col	Oberstleutnant	Obersturmbannfuhrer
Col	Oberst	Standartenfuhrer
Artillery Col		Oberfuhrer
Brigadier General	Generalmajor	Brigadefuehrer
Major General	Generalleutnant	Gruppenfuhrer
Lieutenant General	General der (Arm)	Obergruppenfuhrer
General	Generaloberst	Oberstgruppenfuhrer

SECURITY

Remind your men constantly that they must give only name, rank and serial number if captured. Enemy reports reveal that too many of our men talk. They have revealed locations of CPs, our defenses, etc. American lives are lost as a result of such talk. Tell them that all the captured reports reveal the case of the American who talked and what he said. The man's own future is endangered because of his talk.

AERIAL PHOTOGRAPHS

The uses for vertical photographs have now extended far beyond those originally considered in the States. Modern uses comprise:

- Tactical interpretation, for all enemy installations and activities, including artillery, defenses, troop concentrations, vehicle tracks, dumps, etc.
- Engineering interpretation, including roads, railroads, bridges, streams, ditches, dams, possible bridge sites, and terrain in general.
- Correcting maps.
- Interpretation of thickness of woods.
- Making base plans (often enlarged) for detailed infantry planning.
- Planning operations.
- Briefing small units.
- Briefing patrols.
- Interrogating patrols.
- Interrogating PWs, escapees and civilians.
- CPs.
- Planning for supply routes, by-passes and dumps.

S-2 PERIODIC REPORT

From: (Date and Hour)
To: (Date and Hour)
Issuing Unit
Place
Date and Hour of Issue

By _____
Major

1. ENEMY SITUATION AT END OF PERIOD

- a. Enemy Front Lines
- b. Defensive Organization
- c. Units In Contact
- d. Artillery
- e. Reserves and Other Forces Capable of Intervention
- f. Supply and Evacuation Establishments

2. ENEMY OPERATIONS DURING PERIOD

- a. General Summary
- b. Operations of Component Elements
- c. Miscellaneous

3. MISCELLANEOUS

- a. Estimated Enemy Casualties, Including Prisoners
- b. Morale
- c. Supply and Equipment
- d. Terrain Not Under Our Control
- e. Enemy's Probable Knowledge of Our Situation
- f. Weather and Visibility, Including Meteorological Conditions in Enemy Territory
- g. Any Enemy Intelligence Not Specifically Covered by Headings of this Report

4. ENEMY CAPABILITIES

CALENDAR FOR 1945

JANUARY

S	M	T	W	T	F	S
	1	2	3	4	5	6
7	8	9	10	11	12	13
14	15	16	17	18	19	20
21	22	23	24	25	26	27
28	29	30	31			

FEBRUARY

S	M	T	W	T	F	S
				1	2	3
4	5	6	7	8	9	10
11	12	13	14	15	16	17
18	19	20	21	22	23	24
25	26	27	28			

MARCH

S	M	T	W	T	F	S
					1	2
3	4	5	6	7	8	9
10	11	12	13	14	15	16
17	18	19	20	21	22	23
24	25	26	27	28	29	30
31						

APRIL

S	M	T	W	T	F	S
1	2	3	4	5	6	7
8	9	10	11	12	13	14
15	16	17	18	19	20	21
22	23	24	25	26	27	28
29	30					

MAY

S	M	T	W	T	F	S
		1	2	3	4	5
6	7	8	9	10	11	12
13	14	15	16	17	18	19
20	21	22	23	24	25	26
27	28	29	30	31		

JUNE

S	M	T	W	T	F	S
						1
2	3	4	5	6	7	8
9	10	11	12	13	14	15
16	17	18	19	20	21	22
23	24	25	26	27	28	29
30						

JULY

S	M	T	W	T	F	S
1	2	3	4	5	6	7
8	9	10	11	12	13	14
15	16	17	18	19	20	21
22	23	24	25	26	27	28
29	30	31				

AUGUST

S	M	T	W	T	F	S
			1	2	3	4
5	6	7	8	9	10	11
12	13	14	15	16	17	18
19	20	21	22	23	24	25
26	27	28	29	30	31	

SEPTEMBER

S	M	T	W	T	F	S
						1
2	3	4	5	6	7	8
9	10	11	12	13	14	15
16	17	18	19	20	21	22
23	24	25	26	27	28	29
30						

OCTOBER

S	M	T	W	T	F	S
	1	2	3	4	5	6
7	8	9	10	11	12	13
14	15	16	17	18	19	20
21	22	23	24	25	26	27
28	29	30	31			

NOVEMBER

S	M	T	W	T	F	S
				1	2	3
4	5	6	7	8	9	10
11	12	13	14	15	16	17
18	19	20	21	22	23	24
25	26	27	28	29	30	

DECEMBER

S	M	T	W	T	F	S
						1
2	3	4	5	6	7	8
9	10	11	12	13	14	15
16	17	18	19	20	21	22
23	24	25	26	27	28	29
30	31					

CONVERSION TABLE

LENGTH

<u>ENGLISH-METRIC</u>	<u>METRIC-ENGLISH</u>
1 Inch - 2.540 Centimeters	1 CM - 0.394 In
1 Foot - 0.305 Meters	1 M - 3.281 Ft
1 Yard - 0.914 Meters	1 M - 1.094 Yds
1 Mile - 1.609 Kilometers	1 Km - 0.621 MI

Approximate Equivalent for Quick Reckoning Linear Measure

1 Centimeter - About 2/3 of an Inch
10 Centimeters - About 4 Inches
1 Meter - About 39 Inches
1 Kilometer - About 5/8 of a Mile

WEIGHT

1 lb. (avoird) - .454 Kgs - 2.205 lbs (avoird)
1 Ton (short-2000 lbs) - 907.2 Kgs
1 Ton (Long - 2240 lbs) - 1,016.0 Kgs
1 Kg - 112 lbs - 1 Hundred Weight (net)

BRITISH GUNS

<u>Pounder</u>	<u>Approx MM Equivalent</u>
7 Pounder	60 MM
6 Pounder	57 MM
17 Pounder	76.2 MM
25 Pounder	3.45 In or 87.6 MM

TEMPERATURE

0 Degree Centigrade - 32 Fahrenheit

100 Degree Centigrade - 212 Fahrenheit

To convert Fahrenheit into Centigrade, subtract 32, multiply by 5 and divide by 9

APPROXIMATE CONVERSIONS

Centimeters to inches:	Multiply by 1 and divide product by 10.
Meters to yards:	Add 10% to the number of meters.
Kilometers to miles:	Divide by 8 and multiply by 5.
Liters to pints:	Add 75% to the number of liters.
Kilograms to pounds:	Double and add 1/10th to the figure arrived at.
Kilograms to hundredweights:	Divide by 50.

Verkehrs- und Warnungszeichen



Querrinne



Kurve



Kreuzung



Beschränkter
Eisenbahnüberg.



Unbeschränkter
Eisenbahnüberg.



Allgemeine
Gefahrstelle



Vorfahrtrecht a. d.
Hauptstraße achten!



Sperrzeichen
für Fahrzeuge
aller Art



Verbot einer
Fahrtrichtung
oder Einfahrt



Sperrzeichen
für Kraft-
wagen



Sperrzeichen
für Kraft-
äder



Sperrzeichen
an Sonn- u.
Feiertagen



Sperrzeichen
an Sonn- u.
Feiertagen



Gebot für Radfahrer
Verbot für alle and.
Verkehrsarten, den
bezeichnet. Weg od.
Straßenteil z. benutzen



Sperrzeichen
für Fahrzeuge
über 5,5 t
Gesamtgewicht



Sperrzeichen
für Fahrzeuge
über 2 m Breite



Verbot höherer
Geschwindigkeit
als 30 km je Std.



Halteverbot



Parkverbot



Vorgeschrie-
bene Fahrt-
richtung:
rechts



Geradeaus



Rechts
abbiegen



Rechts
abbiegen
oder
geradeaus



Einbahnstraße



Haltzeichen
an Zollstellen



Parkplatz



Vorsichts-
zeichen



Vordersseite



Rückseite



Hilfsposten



Muster der zusätz-
lichen Anbring-
ung von Fernverkehrs-
straßennummern
an Preststeinen

Wegweiser für Fernverkehrsstraßen.
Anordnung der Straßennummer oben
oder unten ist freigestellt

Dorsten 28 km
über Bottrop 14 km

Wegweiser für sonstige befestigte Straßen



Ring- oder
Sammelstraße
für Fernverkehr



Hauptverkehrs-
straße



Straße
1. Ordnung

Nachstehende Schilder bleiben bis zur
Aufstellung der neuen Zeichen in Kraft:



Sperrzeichen aller Art
mit und ohne Punkte
bzw. Ringe



Geschwindigkeitsbeschrän-
kungen mit km-Zahlen und
anderen Zeichen

Abzeichen der NSDAP



Partei-
Abzeichen



Hohheits-
Abzeichen



SA-Abzeichen



SS-Abzeichen



NS-Kraftfahrer-
Korps



NSDFB
(Stahlhelm)



HJ



Jungvolk



HJ-Traditions-
Abzeichen



NS-Frauenschaft



Deutscher
Luftsport-Verband



Reichs-
Luftschutzbund



Freiwilliger
Arbeitsdienst



Deutsche
Arbeitsfront



NSBO



NS-Hago



NS-Volkswohlfahrt



NSKOV
NS-Reichsverband
Deutscher Kriegssopler



Reichs-
nährstand



Kampfband für
deutsche Kultur



Reichsbund
deutscher Beamten



Schülerbund



Studentenbund



Chef des Stabes
der SA



Obergruppen-
führer



Gruppen-
führer



Brigadeführer
(Westf.)



Oberführer
(Westmark)



Standartenführer
(Schlesien)



Obersturmbann-
führer (Hessen)



Sturmbannführer
(Österreich)



Sturmhaupt-
führer (Ostland)



Obersturmführer
(Berlin-Brandenbg.)



Sturmführer
(Ostmark)



Obertrupführer
(Niedersachsen)



Trupführer
(Südwest)



Oberschar-
führer (Hansa)



Scharführer
(Thüringen)



Rottenführer
(Franken)



Sturmagn
(Niederrhein)



SA-Mann
(Hochland)



SA-Anwärter



Mann bis
Obertrupführer



Sturm- bis
Obersturmbannführer



SA-Dolch



SS-Dolch



Standarten- u.
Oberführer



Brigade- bis
Obergruppen-
führer



SA-Mütze



SS-Mütze



Marine-Sturm-Mütze



Pionier-Sturm



Nachrichten-Sturm



Marine-Sturm



Motor-Sturm



Motor-Sturm



Reserve-Sturm



Reiter-Sturm



Technischer
Lehrsturm



Verwaltungs-
führer



Arzt



Zahnarzt



Reichsführer-
schule



Alte-Kämpfer-
Winkel



SA-Binde



SS-Binde



SS-Sturmband



Pfeilschnur
ab Sturmführer



Adjutanten-
schnüre



Fahnenträger
(Brustschild)



SA-Standardarte



SA-Sturmflagne



Stander
Motorsturm



Reiter-Sturmflagne



Oberste
SA-Führung



Chef des
Kraftfahrwesens



Obergruppe



Gruppe



Brigade



Standarte



Sturmband



SS-Reichsführung



Hitler-Jugend
Bann-Flagne



Hitler-Jugend
flagge



Jungvolk-Flagne



Freiw. Arbeitsdienst
Abteilungs-Flagne